



PBMI Annual Water Quality Report

2025

PALA BAND OF MISSION INDIANS [PBMI] – 2025 CONSUMER CONFIDENCE REPORT

IN THIS ISSUE

How Do You Know Pala’s Water Is Safe to Drink?

by Pala Environmental Department [**published: June 12, 2026**]

This report is a snapshot of your water quality. Every year, the Pala Band of Mission Indians provides their Annual Water Quality Report, with all of the previous year’s data.

Included are details about:

- **WHERE** your water comes from,
- **WHAT** it contains
- **HOW** it compares to standards set by regulatory agencies.

Pala is committed to providing you with this information because informed customers are our best allies....and you have the right to know what you are drinking.

The US Environmental Protection Agency (USEPA) sets standards on the levels of each contaminant allowed in your drinking water. They also determine at what levels these contaminants may cause your water to be unsafe. The Pala Utilities Department (PUD) works very hard to make sure that your water meets these standards, and is ultimately safe for everyone to drink.

Some of the ways that Pala ensures the safety of your water includes:

- PUD chlorinates the water and maintains the wells, storage tanks, pipelines, and distribution systems.
- Pala Environmental Department (PED) staff helps test the water quality every month to make sure that the water is free from harmful bacteria & other contaminants.

Finally, Pala Environmental Department makes sure that our water complies with all Federal USEPA laws & regulations. Our staff have also done a number of different reports to protect our groundwater source:

- Source Water Assessment Report & Protection Plan
- Pala Water Conservation Guidelines
- Pala Well & Septic System Guidelines

So, let’s learn about the quality of your water in these easy-to-read charts. Pala Environmental Department is happy to share our 2024 Drinking Water Quality Report with you, which complies with the Safe Drinking Water Act (SDWA).



Where Does My Water Come From

Learn about where the water that you drink every day comes from. We get our water from a pretty unique source, different from most of the rest of the County.

Page 2



Water Quality Charts

Learn about what we sampled for each year, and how our water quality measures up to the standards in our easy-to-read charts.

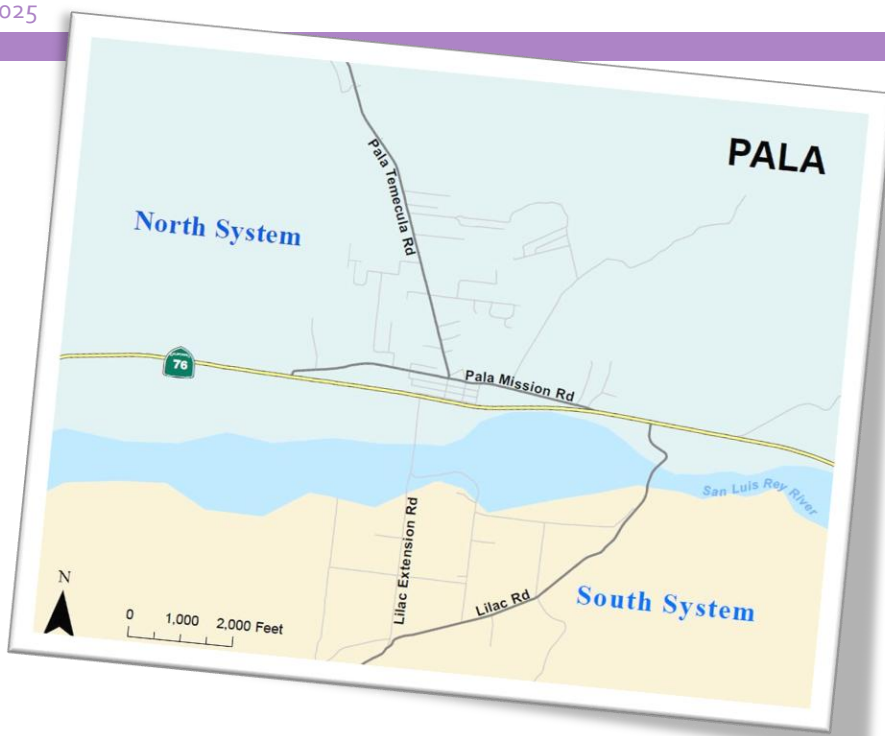
Page 4-7

Where Does My Water Come From?

Pala's drinking water comes from groundwater pulled from the Pala Groundwater Basin. This basin lies directly underneath the San Luis Rey River & the Pala village area. It is replenished by rain events & surface water flows from local creeks and rivers. During our current drought, it is very important to conserve our groundwater resources, since we have not had the rains that would normally fill the basin up.

Pala's two different water distribution systems are separated by the San Luis Rey River, which flows east to west through the center of the reservation. All residents living north of the SLR River, belong to the [NORTH Public Water System](#). There are 5 wells in this system, which pull water up from the groundwater basin, and stores it in large storage tanks. All water is treated with chlorine to kill any bacteria and gravity-fed down from the storage tanks to your tap.

All residents living south of the SLR River, belong to the [South Public Water System](#), which is fed by 4 wells.



PALA NORTH WATER SYSTEM

- All residents & Pala Casino Patrons/Employees living NORTH of the San Luis Rey River
- 4 wells
- NORTH PWS ID# 0605153

PALA SOUTH WATER SYSTEM

- All residents living SOUTH of the San Luis Rey River
- 4 wells
- SOUTH PWS ID# 0600144

Do I Need To Take Special Precautions?

If you would like to learn more about drinking water contaminants & potential health effects, you can call:

**US EPA's Safe Drinking Water Hotline
(800-426-4791)**

All drinking water from the tap, and even bottled water, is expected to contain at least a small amount of certain contaminants. This does not automatically mean that the water is unsafe to drink.

However, some people may be more vulnerable to contaminants in drinking water than the general population. Immuno-compromised persons, such as persons with cancer undergoing chemotherapy, persons who have undergone organ transplants, people with HIV/AIDS or other immune system disorders, some elderly, and infants can all be particularly at risk from infections.

These people should seek advice about drinking water from their health care providers. The US Environmental Protection Agency (US EPA) and the Centers for Disease Control (CDC) have guidelines on appropriate means to lessen the risk of infection by Cryptosporidium and other microbial contaminants, which are all available from the Safe Drinking Water Hotline (800-426-4791).



WATER CONSERVATION FACTS

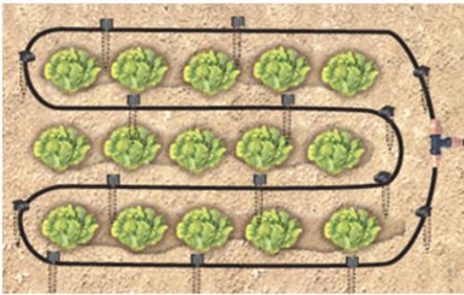


Water-Wise Landscaping

By reducing the amount of water-thirsty grass in your yard, and replacing it with water-wise landscaping, you can reduce the amount of water you use, AND help bring in hummingbirds & butterflies to your yard.

PLANT LIST:

<https://www.sdcwa.org/your-water/conservation/>



Drip Irrigation

Drip Irrigation is a great way to save water. Not only does it reduce outdoor water use by only watering plants where they need it, it is also easier to manage than traditional landscaping irrigation practices.

DROUGHT FACTS

More than 50%

Of water we use outside is LOST to runoff, wind, & evaporation. [source: US EPA Water Sense website]

80 loads/laundry

Using a WaterSense labeled showerhead could save enough water to wash more than 80 loads of laundry a year! [source: US EPA Water Sense website]

FOR MORE INFORMATION

Want to learn more about how to conserve? Check out this local San Diego County resource.

<http://www.watersmartsd.org/>



Contaminants can be found in all types of water, which is why we test our water. Often, those contaminant levels are lower than what might be harmful for you.

Why Are There Contaminants In My Drinking Water?

Drinking water, as well as bottled water, may reasonably be expected to contain at least small amounts of some contaminants. The presence of contaminants does not necessarily indicate that water poses a health risk. More information about contaminants & potential health effects can be obtained by calling the US Environmental Protection Agency's Safe Drinking Water Hotline at (800-426-4791).

The sources of drinking water (both tap & bottled water) include: rivers, lakes, streams, ponds, reservoirs, springs, and groundwater. As water travels over the surface of the land or through the ground, it dissolves naturally occurring minerals and, in some cases, radioactive material. It can also pick up substances resulting from the presence of animals or human activity, including:

- Microbial Contaminants
 - viruses & bacteria
 - source: sewage treatment plants, septic systems, agricultural livestock operations, wildlife
- Organic Chemical Contaminants
 - synthetic & volatile organic chemicals (VOC's)
 - source: by-products of industrial processes & petroleum production; gas stations, urban stormwater runoff, & septic systems
- Inorganic Contaminants
 - salts & metals
 - source: naturally occurring or from urban stormwater, industrial or domestic wastewater, oil & gas production, mining, farming
- Pesticides & Herbicides
 - source: agriculture, urban stormwater runoff, residential uses
- Radioactive Contaminants
 - source: naturally occurring or the result of oil & gas production, mining activities

In order to ensure that tap water is safe to drink, the USEPA sets regulations that limit the amount of certain contaminants in water provided by Public Water Systems. Food & Drug Administration (FDA) regulations establish limits for contaminants in bottled water, which must provide the same protection for public health.

Pala's Water Quality Tables

The tables on the next few pages list all of the [drinking water contaminants detected during the 2025 calendar year](#). The presence of contaminants in the water does not necessarily indicate that the water poses a health risk. Unless otherwise noted, the data presented in these tables are from testing done in the calendar year of the report. The US EPA requires monitoring for certain contaminants less than once per year because the concentrations of these contaminants do not change frequently.

Results for the [NORTH PUBLIC WATER SYSTEM](#) are in **BLUE**. Results for the [SOUTH PUBLIC WATER SYSTEM](#) are in **YELLOW**.

	<u>Sampling Requirements</u>	<u>Sampling Conducted (months)</u>	<u>Total E.Coli Positives</u>	<u>Assessment Triggers</u>	<u>Assessments Conducted</u>	<u>Typical Sources in Drinking Water</u>
Microbiological Contaminants tested in 2025						
North PWS# 0605153	15 samples / monthly	12 out of 12	0	0	0	(total coliform) naturally present in the environment; (fecal coliform/e.coli) human & animal waste
South PWS# 0600144	2 samples / monthly	12 out of 12	0	0	0	
We are required to test your water regularly for signs of microbial contamination. Positive test results could lead to follow-up investigations called <u>assessments</u> and potentially the issuance of public health advisories. <u>Assessments</u> could lead to required corrective actions. The information above summarizes the results of those tests.						

Units: ppm = parts per million, or milligrams per liter (mg/L)

N/A = Not Applicable

Units: ppb = parts per billion, or microgram per liter (ug/L)

ND = Not Detected

Units: ppt = parts per trillion, or nanograms per liter

TT = Treatment Technique: required process intended to reduce the level of a contaminant in drinking water

A NOTE ON MICROBIOLOGICAL CONTAMINANTS / COLIFORM DATA

Coliforms are bacteria that are naturally present in the environment & are used as an indicator that other (potentially harmful) waterborne pathogens may be present, or that a potential pathway exists through which contamination may enter the drinking water distribution system. Coliforms were found, indicating the need to look for potential problems in water treatment or distribution. When this occurs, we conduct a Level 1 Assessment.

Positive samples = positive samples/year: the # of positive coliform samples taken that year.

Positive test results could lead to follow-up investigations, called Assessments.

Assessment Triggers = the number of Assessment Reports / Public Health Advisories conducted this year.

	<u>Violation</u>	<u>Units</u>	<u>MCL Goal (MCLG)</u>	<u>Maximum Contaminant Level (MCL)</u>	<u>North PWS# 0605153</u>		<u>South PWS# 0600144</u>		<u>Typical Sources in Drinking Water</u>
					<u>Your Water</u>	<u>Range</u>	<u>Your Water</u>	<u>Range</u>	
Disinfectants tested in 2025									
Chlorine	No	ppm	4	4	0.7935	0 - 2.1	0.6975	0.07 - 1.89	Drinking water additive used for disinfection
Disinfection By-Products tested in 2024 & 2025									
5 Haloacetic Acids (HAA5s)	No	ppb	n/a	60	2.4	n/a	ND	n/a	by-product of drinking water chlorination
Total Trihalomethanes (TTHMs)	No	ppb	n/a	80	8.8	n/a	6.1	n/a	

A NOTE ON DISINFECTION BY-PRODUCTS

Chlorine was first used to treat drinking water in 1850 (to counter a cholera epidemic in London), and is still the most widely used treatment technique to remove waterborne diseases. It can sometimes react within the distribution network, forming disinfection by-products, which is why we monitor this parameter at community households every year.

Inorganics & Radiological Contaminants

During 2025, Pala Utilities Department sampled for inorganic and radiological contaminants, as required by the Safe Drinking Water Act (SDWA), on an annual basis. The items listed below are just a few of the items sampled. Sampling requirements are determined by the USEPA.

Nitrate in drinking water at levels above 10 ppm is a health risk for infants of less than 6 months of age. High nitrate levels in drinking water can cause blue baby syndrome. Nitrate levels may rise quickly for short periods of time because of rainfall or agricultural activity. If you are caring for an infant, you should ask for advice from your health care provider.

	Violation	Units	MCL Goal (MCLG)	Maximum Contaminant Level (MCL)	North PWS# 0605153		South PWS# 0600144		Typical Sources in Drinking Water
					Your Water	Range	Your Water	Range	
Inorganics tested in 2022 & 2025									
Barium	No	ppm	2	2	0.053	0.036 - 0.053	0.04	0.019 - 0.04	Discharge of oil drilling wastes & metal refineries; erosion of natural deposits
Fluoride	No	ppm	4	4	0.38	ND - 0.38	0.22	0.21 - 0.22	Erosion of natural deposits; water additive which promotes strong teeth; discharge from fertilizer & aluminum factories
Nitrate (as Nitrogen)	No	ppm	10	10	8.825	2.4 - 13	2.4	1.9 - 2.4	runoff/leaching from fertilizer use; leaching from septic tanks, sewage; erosion of natural deposits.
Selenium	No	ppb	50	50	3.5	ND-3.5	8.4	4.8 - 8.4	Discharge - petroleum, glass, metal refineries; natural deposit erosion; discharge - mines/chemical manufacturers; runoff
Sodium	n/a	ppm	n/a	n/a	82	49 - 82	53	38 - 53	Erosion of natural deposits; salt water intrusion
Radiological Contaminants tested in 2017 & 2023									
Combined Radium 226/228	No	pCi/L	0	5	0.72	ND - 0.72	0.14	0.10 - 0.17	erosion of natural deposits
Uranium (combined)	No	ppb	0	30	6.4	ND - 6.4	1.8	ND - 1.78	

Units: ppm = parts per million, or milligrams per liter (mg/L)

Units: ppb = parts per billion, or microgram per liter (ug/L)

Units: pCi/L = picoCuries per liter (pCi/L)(unit of radioactivity)

N/A = Not Applicable

ND = Not Detected

NR = Monitoring not required, but recommended

DEFINITIONS

MCL = Maximum Contaminant Level: The highest level of a contaminant that is allowed in drinking water. MCLs are set as close to the MCLGs as feasible using the best available treatment technology.

MCLG = Maximum Contaminant Level Goal: The level of a contaminant in drinking water below which there is no known or expected risk to health. MCLGs allow for a margin of safety.

Waterwise Landscapes

- use native & low-water plants
- use drip irrigation & water early in the am

Fix ALL leaks

- toilets, faucets, showerheads
- check for outdoor leaks & hoses

Energy Star Appliances

- EnergyStar uses less water & less energy
- dishwasher, washing machine, showerheads

For more **WATER CONSERVATION TIPS...**

See Planet Pala's FB or Instagram page, or visit the Pala Environmental Office

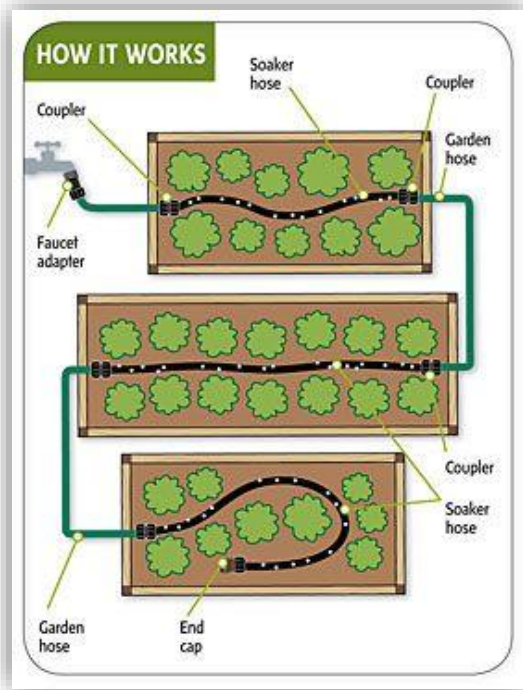
Per/Polyfluoroalkyl Substances (PFAS) Monitoring

In April 2024, USEPA announced a final National Primary Drinking Water Regulation (NPDWR) for six PFAS compounds. Under the rule, we are required to conduct initial monitoring by 2027 and comply with maximum contaminant levels (MCLs) by 2029. Last year, our water system conducted PFAS initial monitoring. No PFAS compounds were detected in your drinking water.

PFAS are a group of thousands of synthetic chemicals that have been in use since the 1940's. PFAS have been found in a wide array of consumer and industrial products and as an ingredient in firefighting foam. Current scientific research has shown links between exposure to some PFAS chemicals and adverse health outcomes. Drinking water may be impacted in communities where these chemicals have contaminated the water supply. You can find more information about USEPA's actions to address PFAS in drinking water and links to informational resources here: www.epa.gov/pfas



Creating a Fire-Resilient & Waterwise Landscape



Lead & Copper

https://weatherwest.com/wp-content/uploads/2026/06/ENSOPageWhatisElNinoTest_o.jpg

Lead can cause serious health problems, especially for pregnant women & young children. Lead in drinking water is primarily from materials/components associated with service lines & home plumbing.

Pala PWS is responsible for providing high quality drinking water and removing lead pipes in the distribution system, but cannot control the variety of materials used in plumbing components inside your home. You share the responsibility for protecting yourself & your family from the lead in your home plumbing. You can take responsibility by identifying and removing lead materials within your home plumbing & taking steps to reduce your family's risk. Before drinking tap water, flush your pipes for several minutes by running your tap, taking a shower, doing laundry, or a load of dishes. You can also use a filter certified by an American National Standards Institute accredited certifier to reduce lead in drinking water.

If you are concerned about lead in your water, you may wish to have your water tested. If you would like to see if you qualify for our Summer 2026 lead testing, contact PED at (760) 891-3514. Information on lead in drinking water, testing methods, & steps you can take to minimize exposure is available from the USEPA Safe Drinking Water Hotline at 1-800-426-4791 or <http://www.epa.gov/safewater/lead>

Exposure to lead in drinking water can cause serious health effects in all age groups. Infants & children can have decreases in IQ and attention span. Lead exposure can lead to new learning / behavior problems or exacerbate existing learning and behavior problems. The children of women who are exposed to lead before/during pregnancy can have increased risk of these adverse health effects. Adults can have increased risks of heart disease, high blood pressure, kidney/nervous system problems.

	Violation	Units	MCL Goal (MCLG)	Action Level (AL)	North PWS# 0605153		South PWS# 0600144		Typical Sources in Drinking Water
					Your Water	Range	Your Water	Range	
Lead & Copper Rule (90th Percentile)									
Lead	No	ppb	0	15	0	0 sites over Action Level	1.35	0 sites over Action Level	corrosion of household water plumbing systems; discharges from industrial manufacturers; erosion of natural deposits
Copper	No	ppm	1.3	1.3	0.25	0 site over Action Level	0.395	0 sites over Action Level	

*Definition: **AL = Action Level:** The concentration of a contaminant which, if exceeded, triggers treatment or other requirements which a water system must follow. **90th Percentile:** Statistical value used to determine if Action Level is exceeded. Determined by calculating the value at which 90% of the samples tested were below that value.*

Service Line Inventory for Systems with Unknowns

Both Pala North & Pala South were required to complete an inventory of service line materials to determine whether any service lines connected to the distribution system are made of lead material. Pala North had 172 out of 346 service lines made of unknown materials; Pala South had 29 out of 80 service lines made of unknown materials. The service line inventory is available upon request, please contact us for more information.

Health-Based Violations

The table below lists the health-based violations the water system incurred during the last calendar year. While you should have received notification of the violations at an earlier date, we are required to list them in this report.

	Contaminant Name	Type of Violation	Begin/End Date	Steps Taken to	Return to	Action Comment
				Correct Violation	Compliance	
Public Notice for Monitoring/Reporting & Other Violations						
North PWS# 0605153	Revised Total Coliform Rule (RTCR)	Failure to conduct routine monitoring due to sampler (lab) error	9/1/2025 - 9/30/2025	Following month reporting of all required results	YES, done 11/7/2025	Subsequent reporting of required results.
	Nitrate [reported as Nitrogen]	MCL Violation at EP003	7/1/2025 - 9/30/2025	Report quarterly reports until running avg is below MCL for 6 months	YES, done 9/30/2025	System removed well (water source) and entry point from the entire system.

What should I do as a customer? There is nothing you need to do at this time. What is being done by the Utility? We work with regulatory officials to conduct all required contaminant monitoring as directed. We are required to monitor your drinking water for specific contaminants on a regular basis. Results of regular monitoring are an indicator of whether or not our drinking water meets health standards. During the period covered by this report, we didn't complete all monitoring/testing for the contaminants listed above, and therefore cannot be sure of the quality of your drinking water during that time. Violations which have not been returned to compliance will be repeated annually. The table lists the contaminants we didn't properly test for during the report period.



Do you want to have your home tested in 2026 for Lead & Copper?

Do you live on the Pala Reservation? Please contact the Pala Environmental Department (PED) to see if your home qualifies to get tested.

- contact: Heidi Brow, PED (760) 891-3514
hbrow@PalaTribe.com

PBMI Annual Water Quality Report

12196 Pala Mission Road
Pala, CA 92059



Aerial View of Pala, early 20th Century

Aerial View of Pala, 2023

FOR MORE INFORMATION (OR TRANSLATED REPORT IN ANOTHER LANGUAGE)

For more information, contact the Heidi Brow / Pala Environmental Department [35008 Pala Temecula Road, PMB 50, Pala, CA 92059].

HBROW@PALATRIBE.COM
760-891-3514

Pala's 2025 Annual Drinking Water Quality Report [published: June 12, 2026]



Please share this information with all the other people who drink this water, especially those who may not have received this notice directly (ie – people in businesses & rentals).